


ANDREA STERN

A R T D I R E C T O R



THIS IS GOING TO HURT

HOSPITAL SET - MATERNITY & GYNAE FLU







RENDERINGS

RENDERS

THIS IS GOING TO HURT

HOSPITAL SET - MATERNITY & GYNAE FLOORS


SET BUILD PHOTOS



THIS IS GOING TO HURT

HOSPITAL SET - A&E FLOOR & ACTION PROPS




A&E - 3D MODEL



ACTION PROPS



FLOOR
PLAN



G O L D A

MEIR'S HOUSE SET

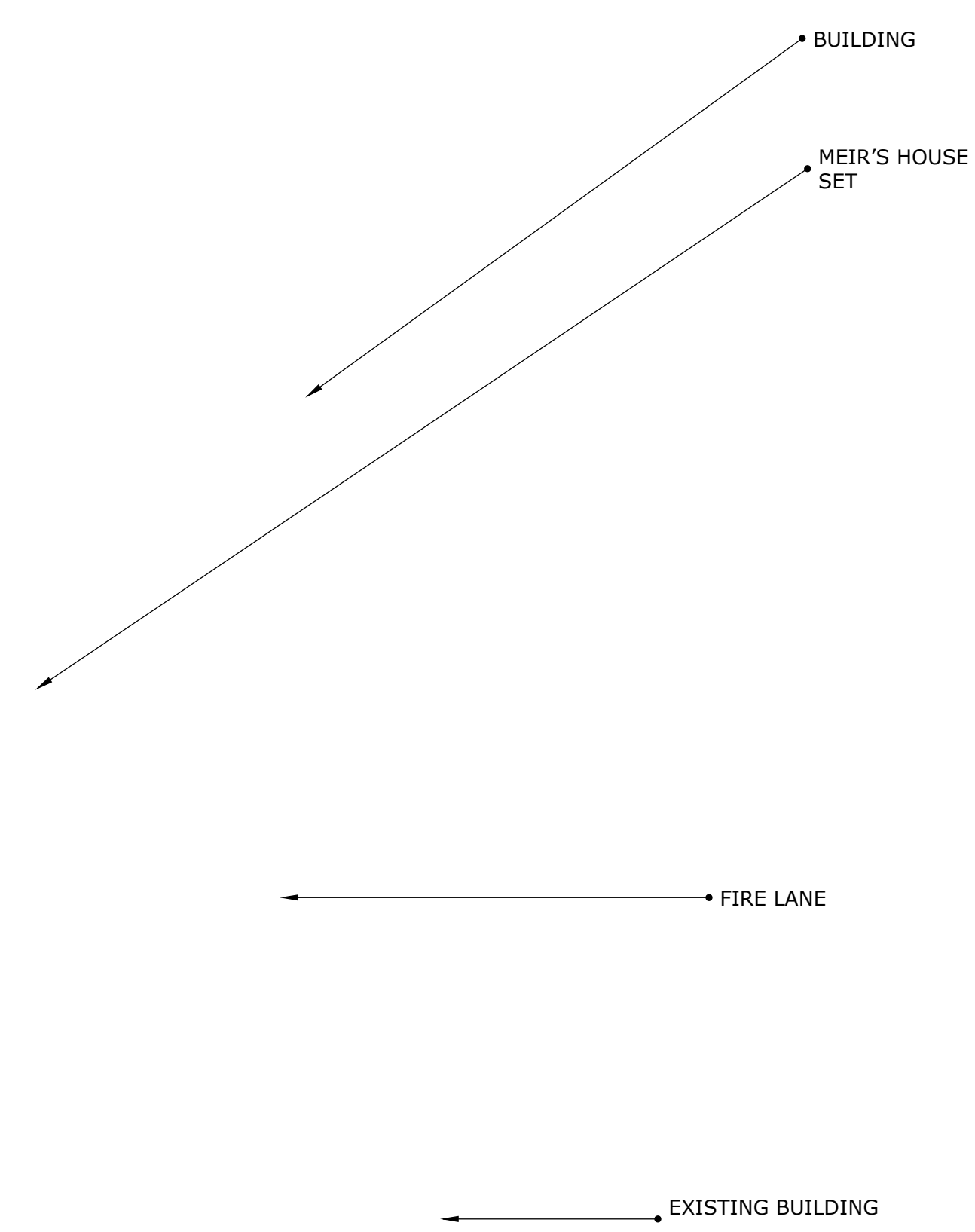
FLOOR PLAN



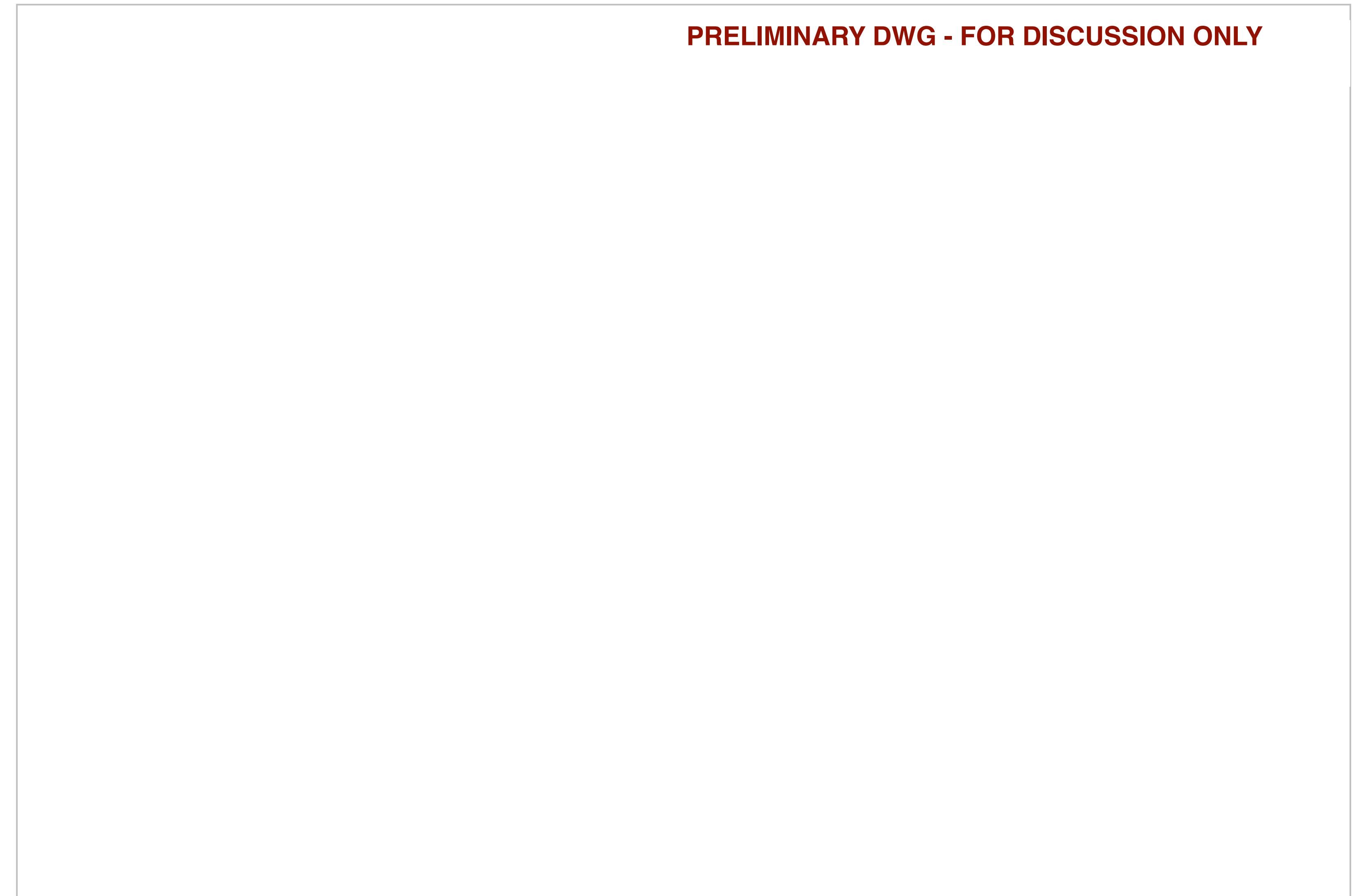
PERSPECTIVE VIEWS



3D MODEL



PRELIMINARY DWG - FOR DISCUSSION ONLY






G O L D A

MEIR'S HOUSE - SET PHOTOS

MEIR'S HOUSE - TRIPLE WINDOW DTL

KISSINGER'S HOTEL ROOM

GOLDA'S OFFICE - FLOOR PLAN



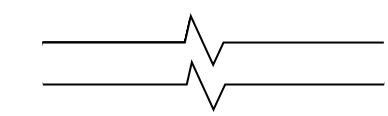
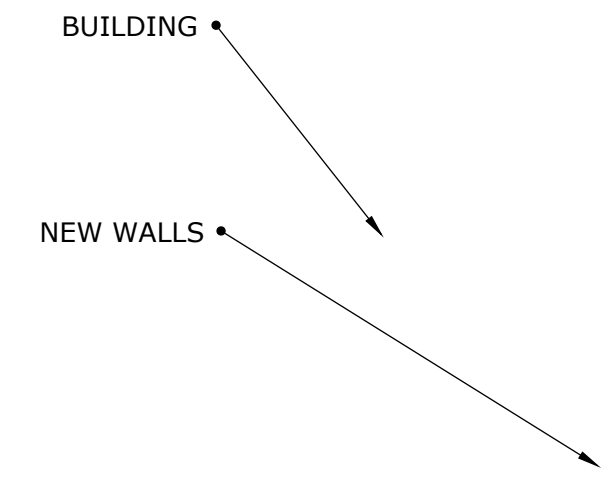
G O L D A
GOLDA'S OFFICE

G O L D A
GOLDA'S OFFICE

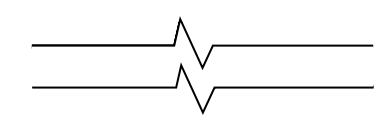
G O L D A

GOLDA'S HOSPITAL ROOM



FLOOR PLAN



CEILING/LIGHT PLAN



PERSPECTIVE VIEWS




3D MODEL


GREATEST DAYS

RACHEL'S HOUSE - GROUND FLOOR





FLOOR PLAN



3D MODEL



CANVAS
FLOATING
CEILING
PIECES

A thin black arrow pointing from the text towards the right side of the 3D model area.

GREATEST DAYS

RACHEL'S HOUSE - BEDROOMS FLOOR

FLOOR PLAN

ELEVATION C

TILES BY SET DEC
6 X 6 SUPPLIED BY
ART DEPT
PLEASE CHECK

ELEVATION D

3D MODEL

ELEVATION A

ELEVATION B

CANVAS CEILING
DWG 021

REFER TO
DTL DWG 012

REFER TO
DTL DWG 013

REFER TO
DTL DWG 014

REFER TO DTL
DWG 016

REFER TO
DTL DWG 015

REFER TO
DWG 013


REFER TO
DTL DWG 013

G R E A T E S T D A Y S

MAGIC BUS - 1960s

SEAT










METAL FRAME



PARLIAMENT SQ-MODELS

WHITE CARD MODEL

3D MODEL



LIVING




PUBLIC OFFICE

FLOOR PLAN


3D MODEL

LIVING


DOCTOR'S SURGERY




TRAIN STATION - NEWSSTAND



PLAYGROUND



LOCATION



CODE 404

SURVEILLANCE VAN - LAB - MORGUE - COFFEE SHOP

SURVEILLANCE VAN - 3D MODEL

COFFEE SHOP

LABORATORY ENTRANCE

LABORATORY

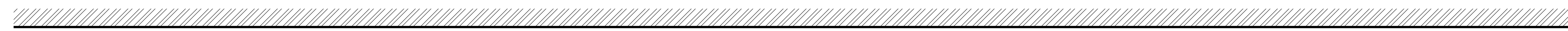
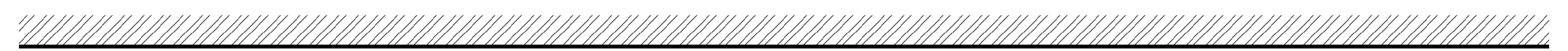
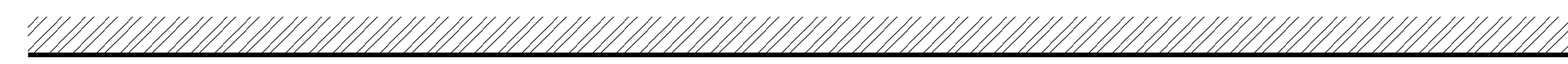
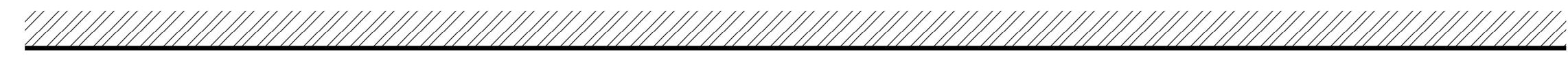
MORTUARY

THE CROW GIRL

AIRPLANE TOILET

THE CROW GIRL

INCIDENT ROOM

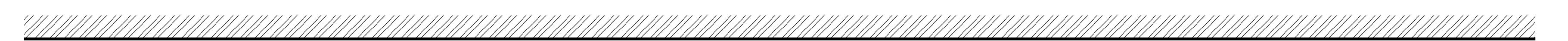
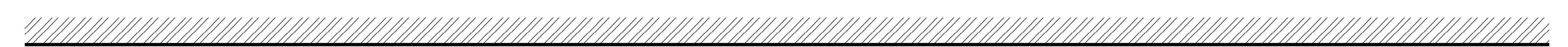

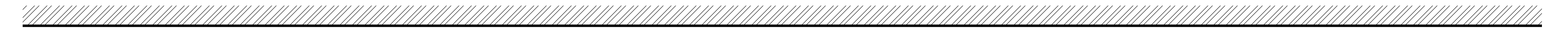


THE CROW GIRL

INCIDENT ROOM

CALL THE MIDWIFE


LAUNDERETTE - PLOT BUILD



CALL THE MIDWIFE

LAUNDERETTE - PLOT BUILD

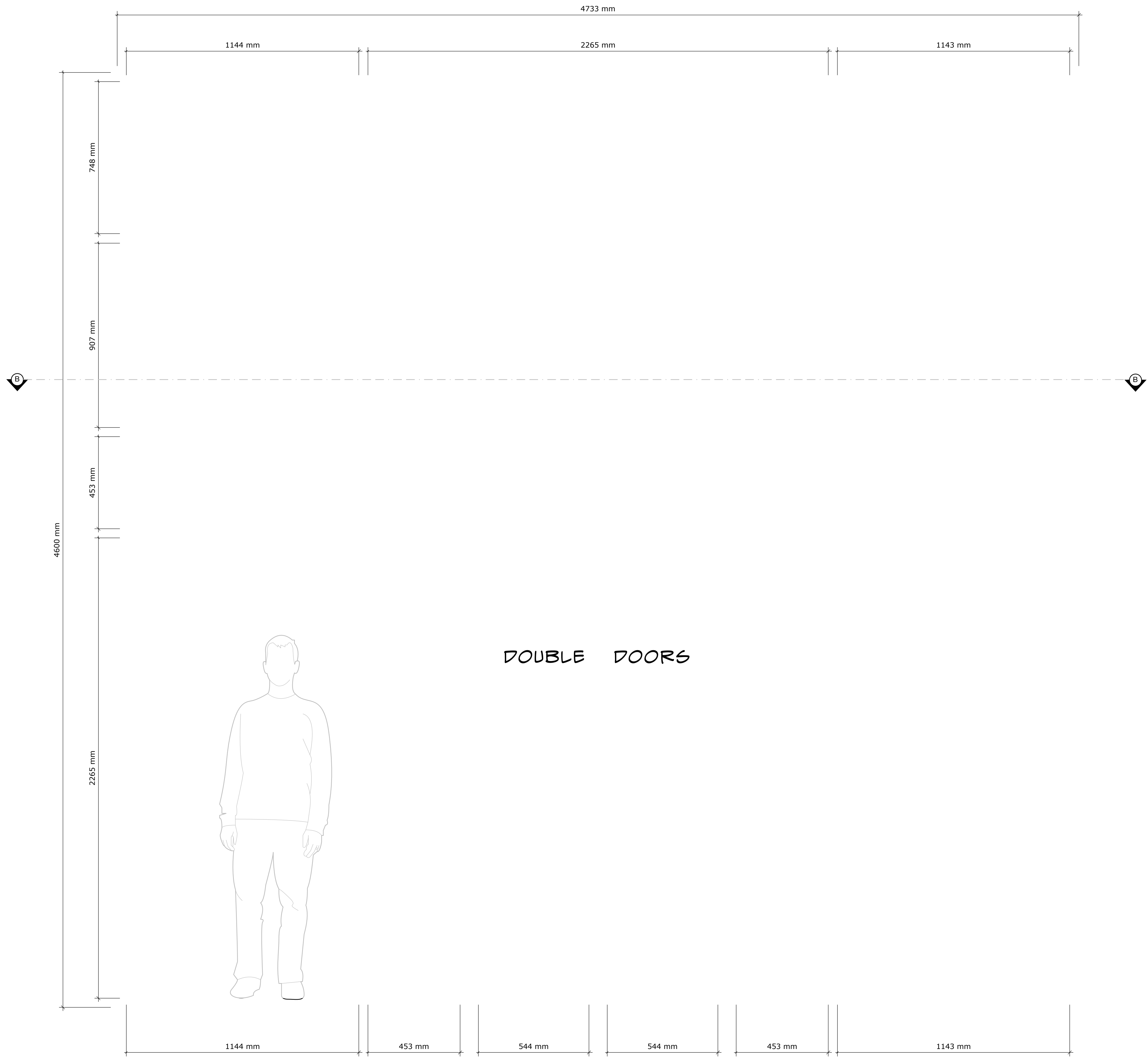
LAUNDERETTE - 3D MODEL



LOCKED IN

ROWLING MANOR - TRELLIS DTL

A PARTITION ELEV
SCALE 1:10

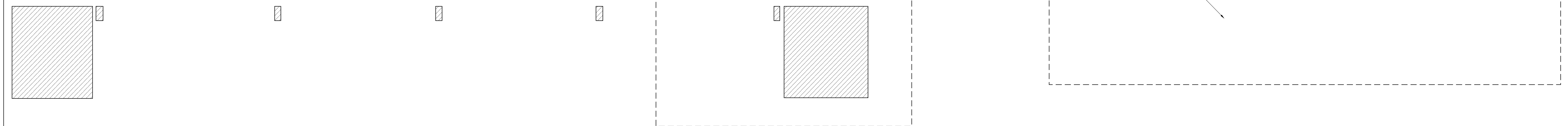


STRUCTURE INSTALL - FRONT

STRUCTURE INSTALL - BACK

PLINT TO MATCH
COLOUR / PLASTER WALL


B - B SECTION THRU
SCALE 1:10



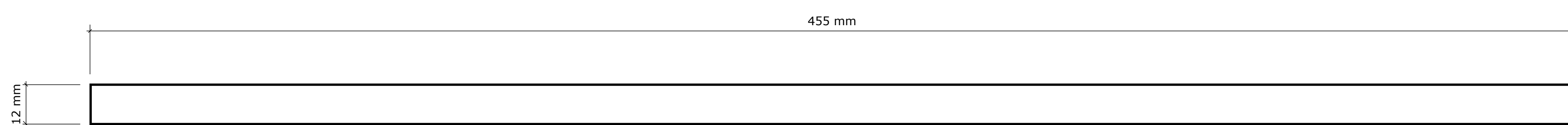

LOCKED IN

ROWLING MANOR - TRELLIS DTL

A CNC PATTERN
SCALE 1:1



GROOVE
DTL
BOTH
SIDES



I CAME BY

SCENERY

PROPS

